


Name of the Company: SHARDA MOTOR INDUSTRIES LIMITED			
			class of security
BSE : 535602 (Scrip Code)	BSE : SHARDA		Equity
NSE : Symbol: SHARDAMOTR			
Quarter ended: 30.09.2015			Date 17.10.2015
Partly paid-up shares:-	No. of partly paid-up shares	As a % of total no. of partly paid-up shares	As a % of total no. of shares of the company
Held by promoter/promoter group	0	0	0
Held by public	0	0	0
Total	0	0	0
Outstanding convertible securities:-	No. of outstanding securities	As a % of total no. of outstanding convertible securities	As a % of total no. of shares of the company, assuming full conversion of the convertible securities
Held by promoter/promoter group	0	0	0
Held by public	0	0	0
Total	0	0	0
Warrants:-	No. of warrants	As a % of total no. of warrants	As a % of total no. of shares of the company, assuming full conversion of warrants
Held by promoter/promoter group	0	0	0
Held by public	0	0	0
Total	0	0	0
Total paid-up capital of the company, assuming full conversion of warrants and convertible securities	5946326	0	0



Statement Showing Shareholding Pattern									
Category code	Category of Shareholder	Number of Shareholders	Total number of shares	Table (I)(a) Number of shares held in dematerialized form	Total shareholding as a percentage of total number of shares			Shares Pledged or otherwise encumbered	
					As a percentage of (A+B) ¹	As a percentage of (A+B+C)	Number of shares	As a percentage	
(I)	(II)	(III)	(IV)	(V)	(VI)	(VII)	(VIII)	(IX) = (VIII)/(IV)* 100	
(A)	Shareholding of Promoter and Promoter Group ²								
1	Indian								
(a)	Individuals/ Hindu Undivided Family	16	4446071 [#]	4446071	74.77	74.77	0.00	0.00	0.00
(b)	Central Government/ State Government(s)	0	0	0	0.00	0.00	0	0.00	0.00
(c)	Bodies Corporate	0	0	0	0.00	0.00	0	0.00	0.00
(d)	Financial Institutions/ Banks	0	0	0	0.00	0.00	0	0.00	0.00
(e)	Any Others (Specify)	0	0	0	0.00	0.00	0	0.00	0.00
	Sub Total(A)(1)	16	4446071[#]	4446071	74.77	74.77	0.00	0.00	0.00
2	Foreign								
a	Individuals (Non-Residents Individuals/ Foreign Individuals)	0	0	0	0.00	0.00	0	0.00	0.00
b	Bodies Corporate	0	0	0	0.00	0.00	0	0.00	0.00
c	Institutions	0	0	0	0.00	0.00	0	0.00	0.00
d	Any Others								
	Sub Total(A)(2)	0	0	0	0.00	0.00	0	0.00	0.00
	Total Shareholding of Promoter and Promoter Group (A) = (A)(1)+(A)(2)	16	4446071[#]	4446071[#]	74.77	74.77	0.00	0.00	0.00




17.10.2015

(i)(b) Statement showing holding of securities (including shares, warrants, convertible securities) of persons belonging to the category "Promoter and Promoter Group"

Sr. No.	Name of the shareholder (ii)	Details of Shares held			Encumbered shares (*)			Details of warrants			Details of convertible securities		Total shares (including underlying shares assuming full conversion of warrants and convertible securities) as a % of diluted share capital (XII)
		Number of shares held (iii)	As a % of grand total (A)+(B)+(C) (iv)	No. (v)	As a percentage (vi)=(v)/(iii)*100	As a % of grand total (A)+(B)+(C) of sub-clause (i)(a) (vii)	Number of warrants held (viii)	As a % total number of warrants of the same class (ix)	Number of convertible securities held (x)	As a % total number of convertible securities of the same class (xi)			
1	AJAY RELAN	785,378	13.21	0	0.00	0.00	0	0	0	0	0	0.00	
2	RITU RELAN	742,520	12.49	0	0.00	0.00	0	0	0	0	0	0.00	
3	SHARDA RELAN	697,520	11.73	0	0.00	0.00	0	0	0	0	0	0.00	
4	MALA RELAN	< 496,260	8.35	0	0.00	0.00	0	0	0	0	0	0.00	
5	NARINDER DEV RELAN	450,960	7.58	0	0.00	0.00	0	0	0	0	0	0.00	
6	ROHIT RELAN	428,818	7.21	0	0.00	0.00	0	0	0	0	0	0.00	
7	AASHIM RELAN	296,950*	4.99	0	0.00	0.00	0	0	0	0	0	0.00	
8	RISHABH RELAN	154,479*	2.60	0	0.00	0.00	0	0	0	0	0	0.00	
9	PRANAV RELAN	126,200*	2.12	0	0.00	0.00	0	0	0	0	0	0.00	
10	AYUSH RELAN	104,000	1.75	0	0.00	0.00	0	0	0	0	0	0.00	
11	AASHITA RELAN	2,700*	0.05	0	0.00	0.00	0	0	0	0	0	0.00	
12	ROHIT RELAN (HUF)	44,400	0.75	0	0.00	0.00	0	0	0	0	0	0.00	
13	AJAY RELAN (HUF)	19,200	0.32	0	0.00	0.00	0	0	0	0	0	0.00	
14	NARINDER DEV RELAN (HUF)	30,000	0.50	0	0.00	0.00	0	0	0	0	0	0.00	
15	INDIRA CHOWDHRY	66,086	1.11	0	0.00	0.00	0	0	0	0	0	0.00	
16	RAM PARKASH CHOWDHRY	600	0.01	0	0.00	0.00	0	0	0	0	0	0.00	
	TOTAL	4,446,071	74.77	0	0.00	0.00	0	0	0	0	0	0.00	

(*) The term "encumbrance" has the same meaning as assigned to it in regulation 28(3) of the SAST Regulations, 2011




(I)(c)(i) Statement showing holding of securities (including shares, warrants, convertible securities) of persons belonging to the category "Public" and holding more than 1% of the total number of shares

Sr. No.	Name of the shareholder	Number of shares held	Shares as a percentage of total number of shares (i.e., Grand Total (A)+(B)+(C) indicated in Statement at para (I)(a) above)	Details of warrants		Details of convertible securities		Total shares (including underlying shares assuming full conversion of warrants and convertible securities) as a % of diluted share capital
				Number of warrants held	As a % total number of warrants of the same class	Number of convertible securities held	% w.r.t total number of convertible securities of the same class	
1	BRAHAM ARENJA	60000	1.01	0	0	0	0	0
2	VINOD KANTILAL SHAH	69620	1.17	0	0	0	0	0
	TOTAL	129620	2.18	0	0	0	0	0

(I)(c)(ii) Statement showing holding of securities (including shares, warrants, convertible securities) of persons (together with PAC) belonging to the category "Public" and holding more than 5% of the total number of shares of the company

Sr. No.	Name(s) of the shareholder(s) and the Persons Acting in Concert (PAC) with them	Number of shares	Shares as a percentage of total number of shares (i.e., Grand Total (A)+(B)+(C) indicated in Statement at para (I)(a) above)	Details of warrants		Details of convertible securities		Total shares (including underlying shares assuming full conversion of warrants and convertible securities) as a % of diluted share capital
				Number of warrants	As a % total number of warrants of the same class	Number of convertible securities held	% w.r.t total number of convertible securities of the same class	
1	None	0	0.00	0	0	0	0	0
	TOTAL	0	0.00	0	0	0	0	0



(I)(d) Statement showing details of locked-in shares

Sr. No.	Name of the shareholder	Number of locked-in shares	Locked-in shares as a percentage of total number of shares (i.e., Grand Total (A)+(B)+(C) indicated in Statement at para (I)(a) above)
1	NONE		0.00
2			0.00
TOTAL		0	0.00

(II)(a) Statement showing details of Depository Receipts (DRs)

Sr. No.	Type of outstanding DR (ADRs, GDRs, SDRs, etc.)	Number of outstanding DRs	Number of shares underlying outstanding DRs	Shares underlying outstanding DRs as a percentage of total number of shares (i.e., Grand Total (A)+(B)+(C) indicated in Statement at para (I)(a) above)
1	NONE			0.00
2				0.00
TOTAL		0	0	0.00

(II)(b) Statement showing holding of Depository Receipts (DRs), where underlying shares held by "promoter/promoter group" are in excess of 1% of the total number of shares

Sr. No.	Name of the DR Holder	Type of outstanding DR (ADRs, GDRs, SDRs, etc.)	Number of shares underlying outstanding DRs	Shares underlying outstanding DRs as a percentage of total number of shares (i.e., Grand Total (A)+(B)+(C) indicated in Statement at para (I)(a) above)
1	NONE			0.00
2				0.00
TOTAL			0	0.00

Mr. Ashim Relan, Mr. Pranav Relan, Mr. Rishabh Relan and Ms. Aashita Relan acquired 2750 Shares each of the Company on 25th September 2015 from open Market, which has not been reflected in their above holding as on 30th September 2015 as the same has not been credited in their demat account till 30th September 2015.

For Sharda Motor Industries Limited



Nitin Vishnoi
Company Secretary

17.10.2015