


SHARDA MOTOR INDUSTRIES LIMITED.

Name of the Company:		SHARDA MOTOR INDUSTRIES LIMITED.	
Scrip Code	scrip ID	class of security:	
DSE : 19102	DSE : N.A.	Equity	
BSE : 535802	BSE : SHARDA	Equity	
Quarter ended: 31.03.2014		Date 09.04.2014	
Partly paid-up shares:-			
	No. of partly paid-up shares	As a % of total no. of partly paid-up shares	As a % of total no. of shares of the company
Held by promoter/promoter group	0	0	0
Held by public	0	0	0
Total	0	0	0
Outstanding convertible securities:-			
	No. of outstanding securities	As a % of total no. of outstanding convertible securities	As a % of total no. of shares of the company, assuming full conversion of the convertible securities
Held by promoter/promoter group	0	0	0
Held by public	0	0	0
Total	0	0	0
Warrants:-			
	No. of warrants	As a % of total no. of warrants	As a % of total no. of shares of the company, assuming full conversion of warrants
Held by promoter/promoter group	0	0	0
Held by public	0	0	0
Total	0	0	0
Total paid-up capital of the company, assuming full conversion of warrants and convertible securities		5945326	0




09.04.2014

SHARDA MOTOR INDUSTRIES LIMITED.

Statement Showing Shareholding Pattern

Category code	Category of Shareholder	Number of Shareholders	Table (IXa)				Total shareholding as a percentage of total number of shares		Shares Pledged or otherwise encumbered	As a percentage (IX)= (VIII)/(IV)* 100
			Total number of shares	Number of shares held in dematerialized form	As a percentage of (A+B)	As a percentage of (A+B+C)	Number of shares			
(I)	(II)	(III)	(IV)	(V)	(VI)	(VII)	(VIII)			
(A)	Shareholding of Promoter and Promoter Group ²									
1	Indian									
(a)	Individuals/ Hindu Undivided Family	16	4458556	4458556	74.98	74.98	0.00	0.00		
(b)	Central Government/ State Government(s)	0	0	0	0.00	0.00	0.00	0.00		
(c)	Bodies Corporate	0	0	0	0.00	0.00	0.00	0.00		
(d)	Financial Institutions/ Banks	0	0	0	0.00	0.00	0.00	0.00		
(e)	Any Others (Specify)	0	0	0	0.00	0.00	0.00	0.00		
	Sub Total(A)(1)	16	4458556	4458556	74.98	74.98	0.00	0.00		
2	Foreign									
a	Individuals (Non-Residents Individuals/ Foreign Individuals)	0	0	0	0.00	0.00	0.00	0.00		
b	Bodies Corporate	0	0	0	0.00	0.00	0.00	0.00		
c	Institutions	0	0	0	0.00	0.00	0.00	0.00		
d	Any Others	0	0	0	0.00	0.00	0.00	0.00		
	Sub Total(A)(2)	0	0	0	0.00	0.00	0.00	0.00		
	Total Shareholding of Promoter and Promoter Group (A)+(A)(1)+(A)(2)	16	4458556	4458556	74.98	74.98	0.00	0.00		



SHARDA MOTOR INDUSTRIES LIMITED.

(X/b) Statement showing holding of securities (including shares, warrants, convertible securities) of persons belonging to the category "Promoter and Promoter Group"

Sr. No.	Name of the shareholder	Details of Shares held			Encumbered shares (*)			Details of warrants			Details of convertible securities			Total shares (including underlying shares assuming full conversion of warrants and convertible securities) as a % of diluted share capital
		Number of shares held	As a % of grand total (A)+(B)+(C)	No.	As a percentage (VI)=(VII)/(II)*100	As a % of grand total (A)+(B)+(C) of sub-clause (I)(a)	Number of warrants held	As a % total number of warrants of the same class	Number of convertible securities held	As a % total number of convertible securities of the same class	(XII)			
1	AJAY RELAN	785378	13.21	0	0.00	0.00	0	0	0	0	0	0.00		
2	RITU RELAN	742520	12.49	0	0.00	0.00	0	0	0	0	0	0.00		
3	SHARDA RELAN	697520	11.73	0	0.00	0.00	0	0	0	0	0	0.00		
4	MALA RELAN	496260	8.35	0	0.00	0.00	0	0	0	0	0	0.00		
5	NARINDER DEV RELAN	450960	7.58	0	0.00	0.00	0	0	0	0	0	0.00		
6	ROHIT RELAN	428818	7.21	0	0.00	0.00	0	0	0	0	0	0.00		
7	AASHIM RELAN	291200	4.90	0	0.00	0.00	0	0	0	0	0	0.00		
8	RISHABH RELA	148800	2.50	0	0.00	0.00	0	0	0	0	0	0.00		
9	PRANAV RELAN	126200	2.12	0	0.00	0.00	0	0	0	0	0	0.00		
10	AYUSH RELAN	104000	1.75	0	0.00	0.00	0	0	0	0	0	0.00		
11	ROHIT RELAN (HUF)	44400	0.75	0	0.00	0.00	0	0	0	0	0	0.00		
12	NARINDER DEV RELAN (HUF)	30000	0.50	0	0.00	0.00	0	0	0	0	0	0.00		
13	AJAY RELAN (HUF)	19200	0.32	0	0.00	0.00	0	0	0	0	0	0.00		
14	AASHITA RELA	2700	0.05	0	0.00	0.00	0	0	0	0	0	0.00		
15	R P CHOWDHARY	600	0.01	0	0.00	0.00	0	0	0	0	0	0.00		
16	INDRA CHOWDHARY	90000	1.51	0	0.00	0.00	0	0	0	0	0	0.00		
TOTAL		445855	74.98	0	0.00	0.00	0	0	0	0	0	0.00		

(*) The term "encumbrance" has the same meaning as assigned to it in regulation 28(3) of the SAST Regulations, 2011



SHARDA MOTOR INDUSTRIES LIMITED.

(1)(c)(i) Statement showing holding of securities (including shares, warrants, convertible securities) of persons belonging to the category "Public" and holding more than 1% of the total number of shares

Sr. No.	Name of the shareholder	Number of shares held	Shares as a percentage of total number of shares (i.e., Grand Total (A)+(B)+(C) Indicated in Statement at para (1)(a) above)	Details of warrants		Details of convertible securities		Total shares (including underlying shares assuming full conversion of warrants and convertible securities) as a % of diluted share capital
				Number of warrants held	As a % total number of warrants of the same class	Number of convertible securities held	% w.r.t total number of convertible securities of the same class	
1	BRAYAM AREN/A	60000	1.01	0	0	0	0	0
2	MUKESH AMRITLAL MOTASHA	75000	1.26	0	0	0	0	0
3	USHA CHANNA	60000	1.01	0	0	0	0	0
4	VINOD KANTILAL SHAH	79620	1.34	0	0	0	0	0
TOTAL		274620	4.62	0	0	0	0	0

(1)(c)(ii) Statement showing holding of securities (including shares, warrants, convertible securities) of persons (together with PAC) belonging to the category "Public" and holding more than 5% of the total number of shares of the company

Sr. No.	Name(s) of the shareholder(s) and the Persons Acting in Concert (PAC) with them	Number of shares	Shares as a percentage of total number of shares (i.e., Grand Total (A)+(B)+(C) Indicated in Statement at para (1)(a) above)	Details of warrants		Details of convertible securities		Total shares (including underlying shares assuming full conversion of warrants and convertible securities) as a % of diluted share capital
				Number of warrants	As a % total number of warrants of the same class	Number of convertible securities held	% w.r.t total number of convertible securities of the same class	
1	None	0	0.00	0	0	0	0	0
TOTAL		0	0.00	0	0	0	0	0




SHARDA MOTOR INDUSTRIES LIMITED.

(1)(d) Statement showing details of locked-in shares		Number of locked-in shares		Locked-in shares as a percentage of total number of shares (i.e., Grand Total (A)+(B)+(C) indicated in Statement at para (1)(a) above)
Sr. No.	Name of the shareholder			
1	NONE			0.00
2				0.00
TOTAL			0	0.00

(1)(a) Statement showing details of Depository Receipts (DRs)				
Sr. No.	Type of outstanding DR (ADRs, GDRs, SDRs, etc.)	Number of outstanding DRs	Number of shares underlying outstanding DRs	Shares underlying outstanding DRs as a percentage of total number of shares (i.e., Grand Total (A)+(B)+(C) indicated in Statement at para (1)(a) above)
1	NONE			0.00
2				0.00
TOTAL		0	0	0.00

(1)(b) Statement showing holding of Depository Receipts (DRs), where underlying shares held by "promoter/promoter group" are in excess of 1% of the total number of shares				
Sr. No.	Name of the DR Holder	Type of outstanding DR (ADRs, GDRs, SDRs, etc.)	Number of shares underlying outstanding DRs	Shares underlying outstanding DRs as a percentage of total number of shares (i.e., Grand Total (A)+(B)+(C) indicated in Statement at para (1)(a) above)
1	NONE			0.00
2				0.00
TOTAL			0	0.00

For Sharda Motor Industries Limited

 Nitin Vishnoi
 Company Secretary

09.04.2014