



Sharda Motor Industries Ltd.

SMIL: DSE: 13-14/1107-1

11th July, 2013

General Manager
Department of Corporate Services
BSE Limited
Pheroze Jeejeebhoy Towers
Dalal Street
Mumbai 400 001
Fax No. 22723719/3121/2037/2039/2041/2061

IN DUPLICATE

SCRIP CODE: 535602

SUB: SHAREHOLDING PATTERN FOR THE QUARTER ENDED ON 30th JUNE, 2013

Dear Sir,

Pursuant to Clause 35 of the Listing Agreement, please find enclosed herewith Shareholding Pattern of the Company for the quarter ended on 30th June, 2013, along with necessary enclosures thereto.

This is for your information and records. Kindly acknowledge the receipt of the same.

Thanking you,

Yours faithfully,
For **SHARDA MOTOR INDUSTRIES LTD.**


NITIN VISHNOI
Company Secretary

Encl: a/a


Regd. Office : D-188, Okhla Industrial Area, Phase-I, New Delhi - 110 020 (INDIA)

Tel.: 91-11-47334100, Fax : 91-11-26811676

E-mail : smil@shardamotor.com, Website : www.shardamotor.com

SHARDA MOTOR INDUSTRIES LIMITED.

Introductory sub-table (I)(a)			
Name of the Company:		SHARDA MOTOR INDUSTRIES LIMITED.	
Scrip Code	scrip ID	class of security:	
DSE : 19102	DSE : N.A.	Equity	
BSE : 535602	BSE : SHARDA	Equity	
Quarter ended: 30.06.2013		Date 11.07.2013	
Partly paid-up shares:-	No. of partly paid-up shares	As a % of total no. of partly paid-up shares	As a % of total no. of shares of the company
Held by promoter/promoter group	0	0	0
Held by public	0	0	0
Total - D	0	0	0
Outstanding convertible securities:-	No. of outstanding securities	As a % of total no. of outstanding convertible securities	As a % of total no. of shares of the company, assuming full conversion of the convertible securities
Held by promoter/promoter group	0	0	0
Held by public	0	0	0
Total - E	0	0	0
Warrants:-	No. of warrants	As a % of total no. of warrants	As a % of total no. of shares of the company, assuming full conversion of warrants
Held by promoter/promoter group	0	0	0
Held by public	0	0	0
Total - F	0	0	0
Total paid-up capital of the company, assuming full conversion of warrants and convertible securities	5946326		



SHARDA MOTOR INDUSTRIES LIMITED.


Statement Showing Shareholding Pattern

Category code	Category of Shareholder	Number of Shareholders	Table (I)(a)		Total shareholding as a percentage of total number of shares		Shares Pledged or otherwise encumbered	
			Total number of shares	Number of shares held in dematerialized form	As a percentage of (A+B) ¹	As a percentage of (A+B+C)	Number of shares	As a percentage
(I)	(II)	(III)	(IV)	(V)	(VI)	(VII)	(VIII)	(IX) = (VIII)/(IV)*100
(A)	Shareholding of Promoter and Promoter Group²							
1	Indian							
(a)	Individuals/ Hindu Undivided Family	16	4455616	4365016	74.93057	74.93057	0	0.00000
(b)	Central Government/ State Government(s)	0	0	0	0.00000	0.00000	0	0.00000
(c)	Bodies Corporate	0	0	0	0.00000	0.00000	0	0.00000
(d)	Financial Institutions/ Banks	0	0	0	0.00000	0.00000	0	0.00000
(e)	Any Others(Specify)	0	0	0	0.00000	0.00000	0	0.00000
	Sub Total(A)(1)	16	4455616	4365016	74.93057	74.93057	0	0.00000
2	Foreign							
a	Individuals (Non-Residents Individuals/ Foreign Individuals)	0	0	0	0.00000	0.00000	0	0.00000
b	Bodies Corporate	0	0	0	0.00000	0.00000	0	0.00000
c	Institutions	0	0	0	0.00000	0.00000	0	0.00000
d	Any Others							
	Sub Total(A)(2)	0	0	0	0.00000	0.00000	0	0.00000
	Total Shareholding of Promoter and Promoter Group (A)= (A)(1)+(A)(2)	16	4455616	4365016	74.93057	74.93057	0	0.00000



SHARDA MOTOR INDUSTRIES LIMITED.

(B)	Public shareholding							
1	Institutions	0	0	0	0.00000	0.00000	0	0.00000
(a)	Mutual Funds/ UTI	0	0	0	0.00000	0.00000	0	0.00000
(b)	Financial Institutions/ Banks	1	44400	44400	0.74668	0.74668	0	0.00000
(c)	Central Government/ State Government(s)	0	0	0	0.00000	0.00000	0	0.00000
(d)	Venture Capital Funds	0	0	0	0.00000	0.00000	0	0.00000
(e)	Insurance Companies	0	0	0	0.00000	0.00000	0	0.00000
(f)	Foreign Institutional Investors	0	0	0	0.00000	0.00000	0	0.00000
(g)	Foreign Venture Capital Investors	0	0	0	0.00000	0.00000	0	0.00000
(h)	Any Other							
	Sub-Total (B)(1)	1	44400	44400	0.74668	0.74668	0	0.00000
B 2	Non-institutions							
(a)	Bodies Corporate	27	335101	333251	5.63543	5.63543	0	0.00000
(b)	Individuals							
I	Individuals -i. Individual shareholders holding nominal share capital up to Rs 1 lakh	544	366423	238322	6.16217	6.16217	0	0.00000
II	ii. Individual shareholders holding nominal share capital in excess of Rs. 1 lakh.	29	737720	565220	12.40632	12.40632	0	0.00000
(c)	Any Other							
(c-i)	Clearing member	4	7,056	7,056	0.11866	0.11866	0	0.00000
(c-ii)	NRI (Nri-Repatriable)	1	10	10	0.00017	0.00017	0	0.00000
	Sub-Total (B)(2)	604	1446310	1143859	24.32275	24.32275	0	0.00000
(B)	Total Public Shareholding (B)= (B)(1)+(B)(2)	605	1490710	1188259	25.06943	25.06943	0	0.00000
	TOTAL (A)+(B)	621	5946326	5553275	100.00000	100.00000	0	0.00000
(C)	Shares held by Custodians and against which Depository Receipts have been issued							
1	Promoter and Promoter Group	0	0	0	0	0.00000	0	0.00000
2	Public	0	0	0	0	0.00000	0	0.00000
	Sub-Total (C)	0	0	0	0	0.00000	0	0.00000
				0				
	GRAND TOTAL (A)+(B)+(C)	621	5946326	5553275	100.00000	100.00000	0	0.00000




SHARDA MOTOR INDUSTRIES LIMITED.

Statement showing holding of securities (including shares, warrants, convertible securities) of persons belonging to the category "Promoter and Promoter Group"

Sr. No.	Name of the shareholder	Details of Shares held		Encumbered shares (*)			Details of Warrants		Details of convertible securities		Total shares (including underlying shares assuming full conversion of warrants and convertible securities) as a % of diluted share capita
		Number of shares held	As a % of grand total (A) + (B) + (C)	No.	As a percentage	As a % of grand total (A)+(B)+(C) of sub-clause (I)(a)	Number of warrants held	As a % total number of warrants of the same class	Number of convertible securities held	As a % total number of convertible securities of the same class	
(I)	(II)	(III)	(IV)	(V)	(VI)=(V)/(III)*100	(VII)	(VIII)	(IX)	(X)	(XI)	(XII)
1	AJAY RELAN	785,378	13.21	-	-	-	-	-	-	-	-
2	RITU RELAN	742,520	12.49	-	-	-	-	-	-	-	-
3	SHARDA RELAN	697,520	11.73	-	-	-	-	-	-	-	-
4	MALA RELAN	496,260	8.35	-	-	-	-	-	-	-	-
5	N D RELAN	448,020	7.53	-	-	-	-	-	-	-	-
6	ROHIT RELAN	428,818	7.21	-	-	-	-	-	-	-	-
7	AASHIM RELAN	291,200	4.90	-	-	-	-	-	-	-	-
8	RISHABH RELAN	148,800	2.50	-	-	-	-	-	-	-	-
9	PRANAV RELAN	126,200	2.12	-	-	-	-	-	-	-	-
10	AYUSH RELAN	104,000	1.75	-	-	-	-	-	-	-	-
11	AASHITA RELAN	2,700	0.05	-	-	-	-	-	-	-	-
12	ROHIT RELAN (HUF)	44,400	0.75	-	-	-	-	-	-	-	-
13	N D RELAN (HUF)	30,000	0.50	-	-	-	-	-	-	-	-
14	AJAY RELAN (HUF)	19,200	0.32	-	-	-	-	-	-	-	-
15	R P CHOWDHARY	600	0.01	-	-	-	-	-	-	-	-
16	INDRA CHOUDHARY	90,000	1.51	-	-	-	-	-	-	-	-
TOTAL		4,455,616	74.93	-	-	-	-	-	-	-	-

(*) The term "encumbrance" has the same meaning as assigned to it in regulation 28(3) of the SAST Regulations, 2011



SHARDA MOTOR INDUSTRIES LIMITED.

(I)(c)(i)

Statement showing holding of securities (including shares, warrants, convertible securities) of persons belonging to the category "Public" and holding more than 1% of the total number of shares

Sr. No.	Name of the shareholder	Number of shares held	Shares as a percentage of total number of shares (i.e., Grand Total (A)+(B)+(C) indicated in Statement at para (I)(a) above)	Details of warrants		Details of convertible securities		Total shares (including underlying shares assuming full conversion of warrants and convertible securities) as a % of diluted share capital
				Number of warrants held	As a % total number of warrants of the same class	Number of convertible securities held	% w.r.t total number of convertible securities of the same class	
1	BRAHAM ARENJA	60000	1.01	-	-	-	-	-
2	USHA CHANNA	60000	1.01	-	-	-	-	-
3	MUKESH AMRITLAL MOTASHA	80000	1.35	-	-	-	-	-
4	VINOD KANTILAL SHAH	79620	1.34	-	-	-	-	-
5	B.R. JALAN SECURITIES PVT. LTD.	172011	2.89	-	-	-	-	-
TOTAL		451631	7.60	-	-	-	-	-



SHARDA MOTOR INDUSTRIES LIMITED.

(I)(c)(ii) Statement showing holding of securities (including shares, warrants, convertible securities) of persons (together with PAC) belonging to the category "Public" and holding more than 5% of the total number of shares of the company

Sr. No.	Name(s) of the shareholder(s) and the Persons Acting in Concert (PAC) with them	Number of shares	Shares as a percentage of total number of shares {i.e., Grand Total (A)+(B)+(C) indicated in Statement at para (I)(a) above}	Details of warrants		Details of convertible securities		Total shares (including underlying shares assuming full conversion of warrants and convertible securities) as a % of diluted share capital
				Number of warrants	As a % total number of warrants of the same class	Number of convertible securities held	% w.r.t total number of convertible securities of the same class	
1	NONE	-	-	-	-	-	-	-
2		-	-	-	-	-	-	-
TOTAL		-	-	-	-	-	-	-

(I)(d) Statement showing details of locked-in shares

NIL

Sr. No.	Name of the shareholder	Number of locked-in shares	Locked-in shares as a percentage of total number of shares (i.e., Grand Total (A)+(B)+(C) indicated in Statement at para (I)(a) above)
1	NONE		
2			
TOTAL			



SHARDA MOTOR INDUSTRIES LIMITED.

(II)(a) Statement showing details of Depository Receipts (DRs)


NONE

Sr. No.	Type of outstanding DR (ADRs, GDRs, SDRs, etc.)	Number of outstanding DRs	Number of shares underlying outstanding DRs	Shares underlying outstanding DRs as a percentage of total number of shares {i.e., Grand Total (A)+(B)+(C) indicated in Statement at para (I)(a) above}
1	NONE			
2				
TOTAL				

(II)(b) Statement showing holding of Depository Receipts (DRs), where underlying shares held by "promoter/promoter group" are in excess of 1% of the total number of shares

NONE

Sr. No.	Name of the DR Holder	Type of outstanding DR (ADRs, GDRs, SDRs, etc.)	Number of shares underlying outstanding DRs	Shares underlying outstanding DRs as a percentage of total number of shares {i.e., Grand Total (A)+(B)+(C) indicated in Statement at para (I)(a) above}
1				
2	NONE			
TOTAL				

For Sharda Motor Industries Ltd.

 Company Secretary